









LED light line system

IL2 PLUS LED light line system

Flexible and modular LED light line system. Custom designed optics for a particularly homogeneous illumination of production, industrial and logistics halls as well as supermarkets. Simple mounting and maintenance without tools. After the installation lighting modules and driver can be replaced by a non-electrician. In the upper part of the cable duct there is enough space for additional cabling. Phase selection for every point of light possible.

ELECTRONICS	
Luminaire type	LED module with each 200 LEDs
Driver	Optionally 1 – 10 V dimming or DALI
Mains connection	220 – 240 V / 50 – 60 Hz
Sensors	Optionally daylight sensors and / or presence detectors
Protection class	SK I
Power consumption	3,300 lm: 31 W (4 K), 34 W (3 K) 4,000 lm: 37 W (4 K), 44 W (3 K)
Power factor	≥ 0,95c
Surge voltage withstand capability	4 kV
LIGHT TECHNOLOGIES	
System luminous flux	3,300 lm or 4,000 lm
Luminous flux over lifetime	70 % after 50,000 operating hours (according to IES LM80 und TM21)
Color temperature	3,000 / 4,000 / 6,500 K
Color rendering index (CRI)	> 80
Optics	<p>N-Optics: Narrow light distribution. Optimized for high mounting heights, e.g. production or logistic halls.</p> <p>W-Optics: Wide light distribution. Very homogeneous illumination even with large distances between light bands and low mounting heights.</p> <p>D-Optics: Double-asymmetrical light distribution. Specific illumination of shelves. Optimized for supermarkets.</p> <p>XN-Optics: Very narrow light distribution. Optimized for high-bay storages and very high mounting heights.</p>

ADDITIONAL DATA	
Ambient temperature range	3,300 lm: -25°C to +40°C 4,000 lm: -25°C to +25°C
Dimensions (L x W x H)	LED module: 592 x 72 mm Support rail: 0.6 m / 1.20 m / 3.00 m or 4.20 m length, 600 / 1,200 / 3,000 / 4,200 x 90 x 85 mm
Weight per 0.6 m	2.2 kg in case of complete modul assembling, 1.3 kg without module
Materials	Support rail made of aluminum, lens made of PMMA, covering made of PP
Mounting	Mounting by suspension on support rails
Colors	Support rail aluminum colored, glossy white similar to RAL 9016, gray similar to RAL 9007 or matt black similar to RAL 9017
IP Certification (Luminaire)	IP 20 / IP 40
Certification	   
Efficiency class	 

Issue 02 / 2014

© HELLA KGaA Hueck & Co., Lippstadt 922 999 133-931 Subject to technical modifications.



For more information contact Link By Lighting
sole distributor of Hella Products in the UK and Ireland